

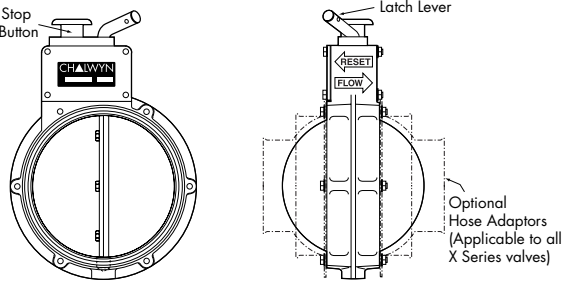
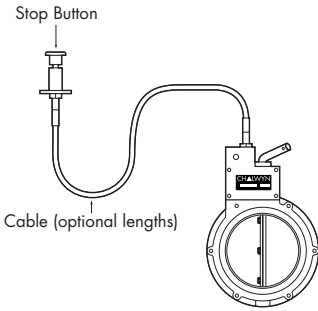
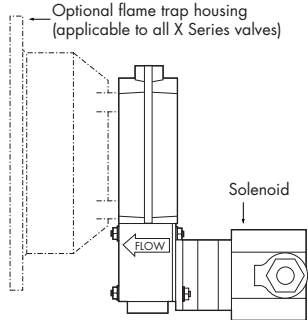
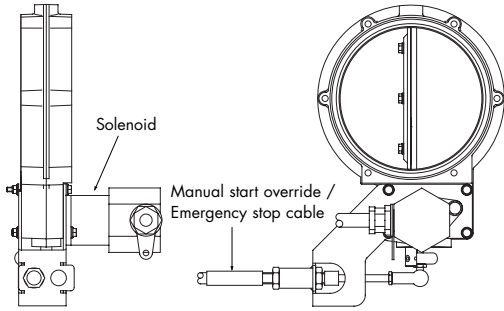
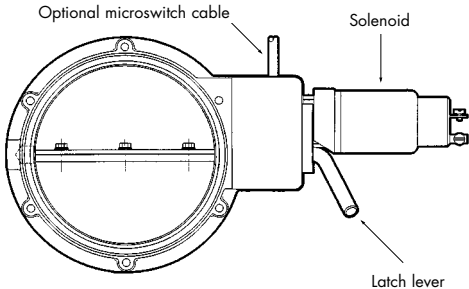
CHALWYN

DIESEL PROTECTION SYSTEMS

Air Intake Shut Down Valves Type X

**Slim Butterfly Diesel Engine Shut Down Valves
with Various Types of Actuation**

**Product Overview
HVX, MVX, PVX and SVX Ranges**

TYPE	OPERATION	DESCRIPTION	TYPICAL EXAMPLE
MVX-300 MVX-500 MVX-800	Manual	<ul style="list-style-type: none"> • Manual latch open. • Manual button to close. • Suitable for Zone 1. 	
MVX-301 MVX-302 MVX-501 MVX-502 MVX-801 MVX-802	Manual	<ul style="list-style-type: none"> • Manual latch open. • Manual cable to close. • Suitable for Zone 1. 	
SVX-300 to SVX-303 SVX-500 to SVX-503 SVX-800 to SVX-803 SVX-320, SVX-330 SVX-520, SVX-530 SVX-820, SVX-830	Electric	<ul style="list-style-type: none"> • 12V or 24V. • Zone 1 flameproof or non flameproof. • Power on to open. • Power off to close. 	
SVX-340 SVX-341 SVX-350 SVX-351 SVX-540 SVX-541 SVX-550 SVX-551	Manual / Electric	<ul style="list-style-type: none"> • 12V or 24V. • Zone 1 flameproof or non flameproof. • Manual hold open. • Power on to latch open. • Power off to close. • Manual emergency stop. 	
SVX-380 SVX-880 SVX-381 SVX-881 SVX-390 SVX-890 SVX-391 SVX-891 SVX-580 SVX-581 SVX-590 SVX-591	Manual / Electric	<ul style="list-style-type: none"> • 12V or 24V. • Non flameproof. • Manual latch open. • Power on to close. • Optional microswitch position sensing 	

TYPE	OPERATION	DESCRIPTION	TYPICAL EXAMPLE
PVX-300 PVX-301 PVX-500 PVX-501 PVX-800 PVX-801	Air Pressure	<ul style="list-style-type: none"> • Air pressure to open or air pressure to close options. • Spring return on release of air pressure. • Air pressure to open types suitable for zone 1. 	
HVX-300 HVX-500	Manual / Oil pressure	<ul style="list-style-type: none"> • Manual hold open. • Oil pressure to latch open. • Loss of oil pressure to close. • Manual emergency stop. • Suitable for Zone 1. 	

DESCRIPTION

A range of diesel engine air intake shut down valves based on standard Chalwyn slimfit 3", 5" and 8" diameter bore butterfly valves. May be used as an individual safety feature or combined with other safety features as part of a diesel engine flame protection system.

APPLICATION

Use where special precautions require the use of an air intake shut down valve. All 'X' series valves except PVX-301, PVX-501 and PVX-801 and non-flameproof solenoid types are suitable for zone 1 hazardous area application. The final selection of the valve will depend on the availability of a suitable power source and the type of shut down control system arrangement required.

OPTIONS

All 'X' valves are available in basic flange mounted form or supplied fitted with hose adaptors or an integral flame trap housing. Hose adaptor options cover the range from 2" to 8" hose bore diameters. Various cable styles and length options are available for the cable operated types.

SAFETY

Always consult the Chalwyn "Selection, Application and Maintenance" publication for the individual valve type before fitting and operating.

FURTHER INFORMATION

Please see www.chalwyn.co.uk for further data about 'X' valves or any other Chalwyn products. Alternatively please contact the Chalwyn sales office (details over page).